



FENG SHUI LIGHTING

Surface Sconce

Square and Rectangular Wall Luminaires

Metal Frame

Flora Panel

The Flora Surface Sconce series is a wall luminaire with a decorative translucent diffuser available in three sizes with a flat shape. The sconces are available in natural aluminum or powder coated hardware finishes. Various compact fluorescent lighting options are available. Consult factory for custom options.

Flora Surface Sconce is part of Feng Shui Lighting's Flora System and features original flowering plant photography by acclaimed photographer Ron Greenberg. FSL tattoos the photograph onto an inner layer and then laminates it in between sheets of polished glass. The results are images of flora captured at a moment in time and illuminated to be appreciated over time.

Flora offers six distinct photographic panel choices.


The sconce is offered as an 18W, 24W, or 36W BIAX Compact Fluorescent fixture. The compact fluorescent option includes an integral ballast. Emergency ballast (EM) option available upon request.




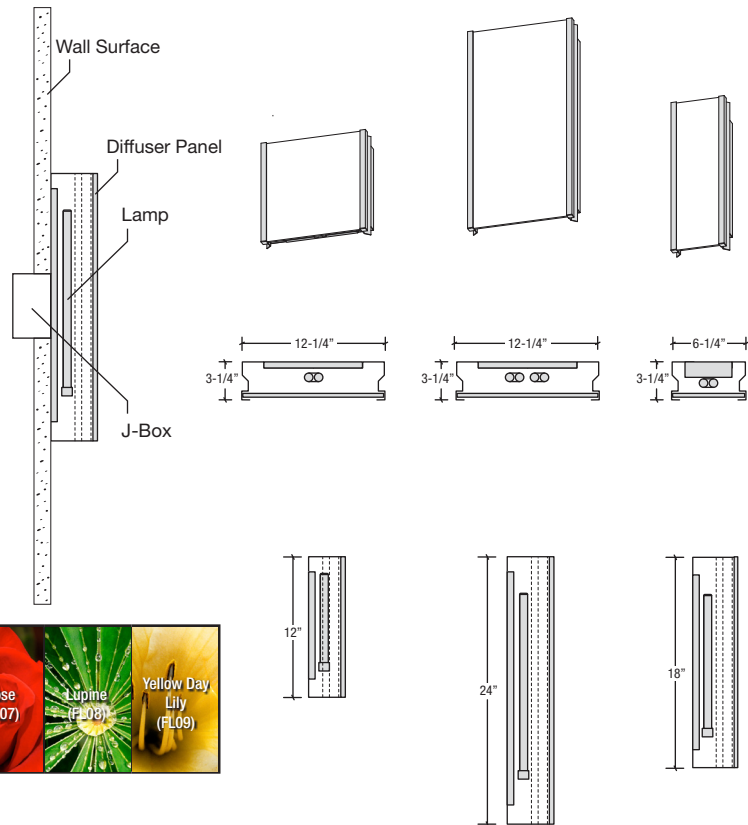
LED Light Source Available.
Consult Factory for Details.



FLFS-FL01-12X24-1-STD-120-AL



FLFS-FL08-6X18-1-STD-120-AL



Style	Panel Name	Size / Lamp Type	Lamp Qty.	Lamp / Ballast	Voltage	Metal Finish
FLFS = Flora Surface Flat Panel Sconce	See table above for panel options Example: "FL01" or "FL04"	6X18 = *6" x 18" / FL24 24W PL-L BIAX 12X12 = *12" x 12" / FL18 18W PL-L BIAX 12X24 = *12" x 24" / FL36 36W PL-L BIAX * See diagrams for exact dimensions	1 = One Lamp 2 = Two Lamps 6X18 Fixture is one lamp only.	STD = Electronic Non-Dimming MK10 = Dimming - Advance Mark 24 or 56w only ECO10 = Dimming - Lutron ECO10 36w only SE5 = Lutron compact SE 36w only 12X12 not dimmable	120 = 120 volts 277 = 277 volts 347 = 347 volts 347V not available for dimming	AL = Natural Ultimatte Aluminum (standard) RAL = Powder Coat - Specify RAL# or Tiger Drylac#