



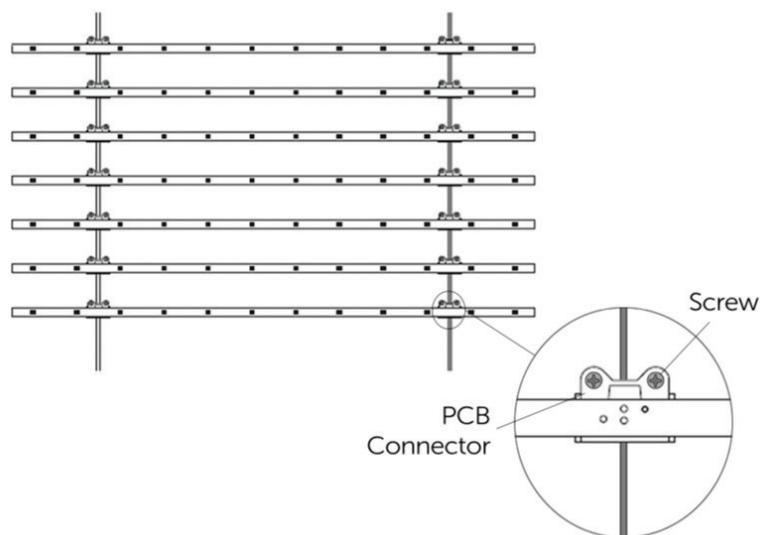
NETLIGHT

Mounting Options

Option 1

Direct

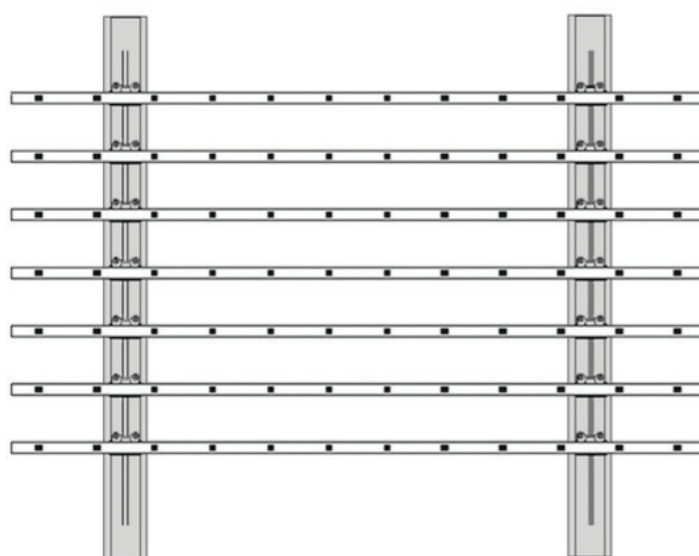
Netlight can be mounted to a wall or existing surface by direct screw-mounting. There are two PCB connectors on each LED board that contain two 0.16" openings for screws. Screws provided by others



Option 2

Rails

Netlight can be field mounted to extruded aluminum rails. The factory can provide thin, aluminum tracks in which the NetLight PCB connectors fit. These rails run parallel to the NetLight wires, and can be mounted onto any wall or substrate. The mounting rails can be combined with standard U or L brackets (supplied by others) to affix the NetLight to walls or ceilings for a substrate-free mounting on both vertical and horizontal applications. Consult factory for rail options

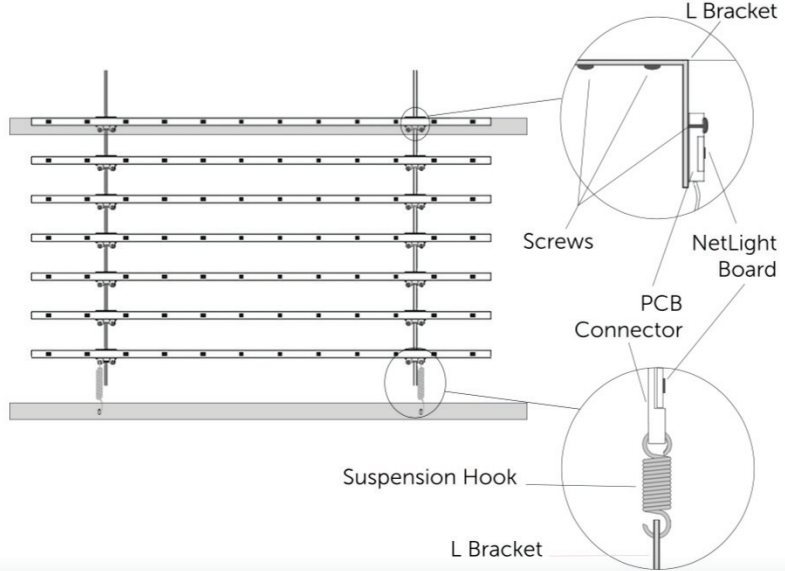


NETLIGHT

Mounting Options

Option 3 Suspension Hooks

For double-sided or substrate-free mounting applications, suspension hooks (supplied by others) can be used. One end of the suspension hook attached to a hole in the PCB connector on top and bottom of the NetLight. The other side of the hook can be affixed to a U bracket, L bracket, plate, other hardware, or fixed surface (supplied by others).



Option 4 Panels

Netlight is available pre-mounted to a 3mm di-bond panel, wired with quick connects for easy install. The panels can easily be screw mounted to any surface.

